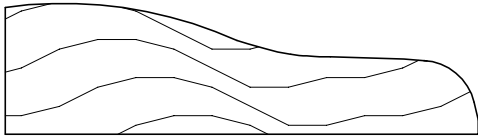
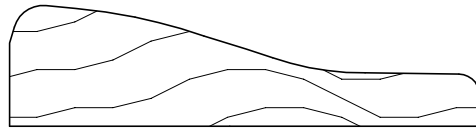


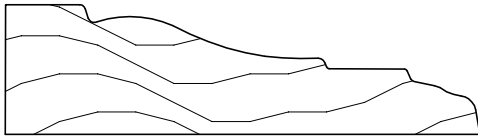
# 2-1/4" INTERIOR CASING



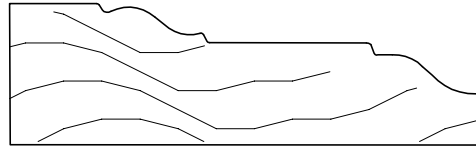
WM 321 5/8 x 2 1/2




RC 22 5/8 x 2 1/2



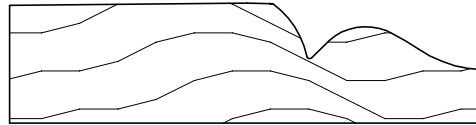
WM 361 11/16 x 2 1/2



RC 23 5/8 x 2 1/2



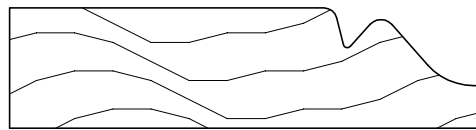
RC 230 11/16 x 2 1/2



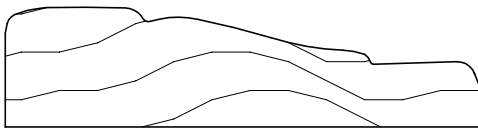
RC 24 5/8 x 2 1/2



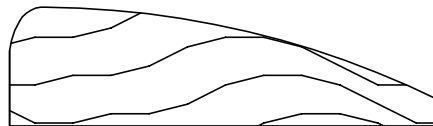
RC 233 11/16 x 2 1/2



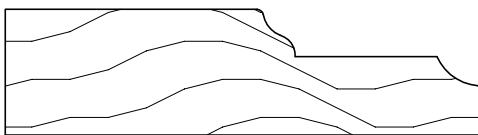
RC 25 5/8 x 2 1/2



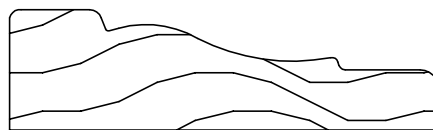
RC 251 5/8 x 2 1/2



WM 327 11/16 x 2 1/4

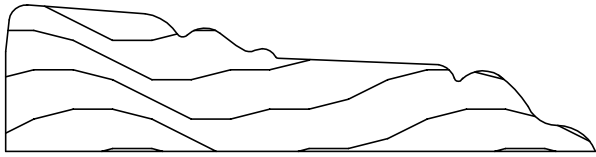


RC 251 5/8 x 2 1/2

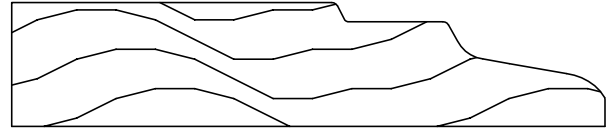


WM 356 5/8 x 2 1/4

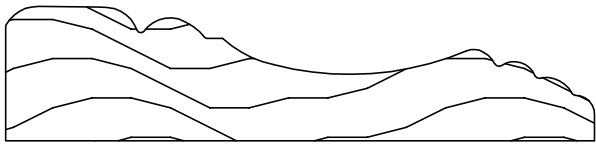
# 3" to 3-1/2" INTERIOR CASING



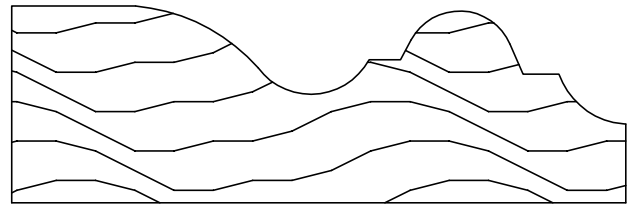
RC 200 11/16 x 3



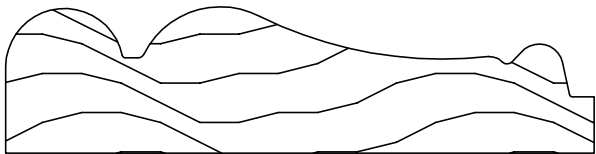
RC 301 5/8 x 3



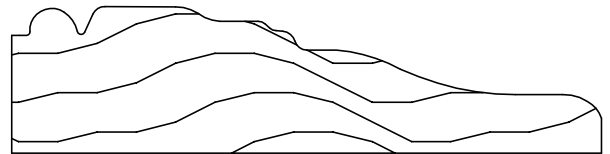
RC 304 11/16 x 3



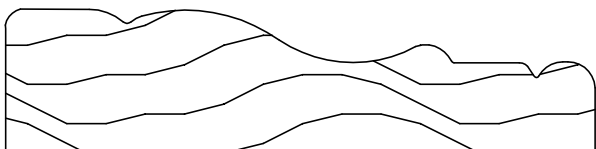
RC 302 1 x 3



RC 330 3/4 x 3



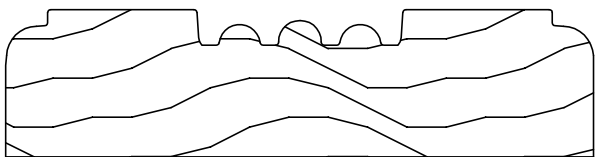
RC 303 3/4 x 3



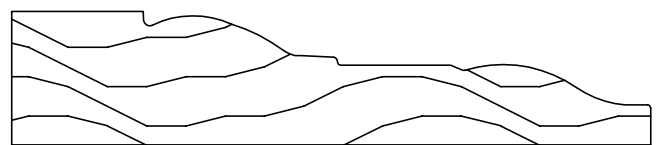
RC 331 13/16 x 3




RC 446 5/8 x 3 1/4



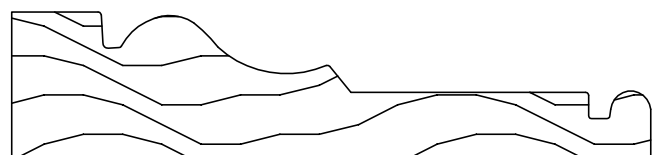
RC 354 3/4 x 3



RC 31 11/16 x 3 1/4

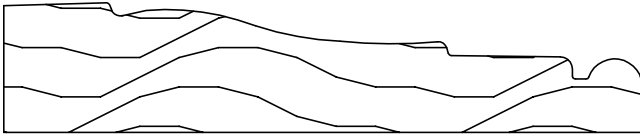


RC 384 3/4 x 3

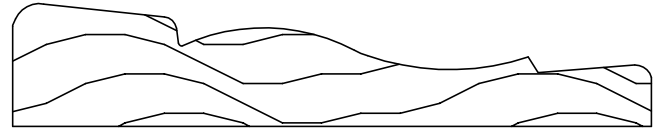


RC 32 11/16 x 3 1/4

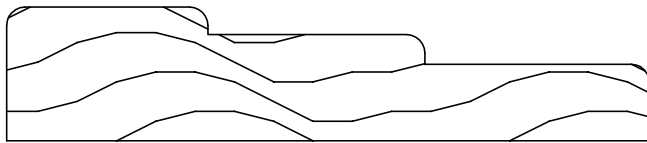
# 3" to 3-1/2" INTERIOR CASING



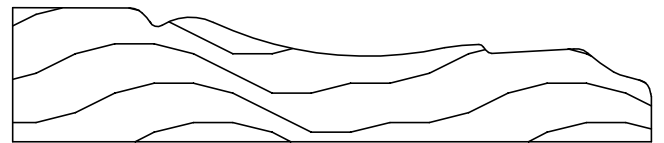
WM 445 11/16 x 3 1/4



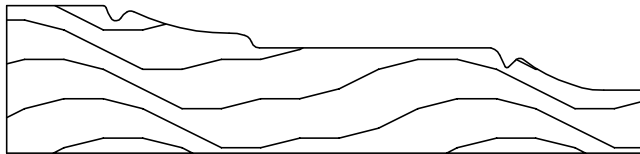
RC 323 5/8 x 3 1/4



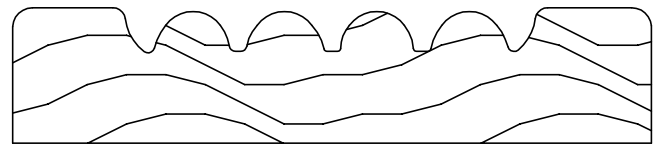
WM 683 5/8 x 3 1/4



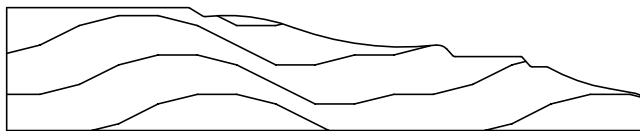
RC 349 11/16 x 3 1/4



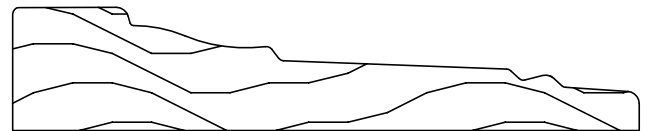
RC 100 3/4 x 3 1/4



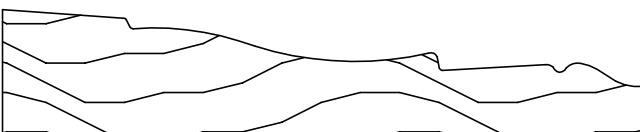
RC 355 11/16 x 3 1/4



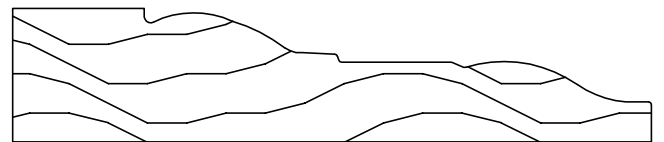
RC 101 5/8 x 3 1/4



RC 446 5/8 x 3 1/4



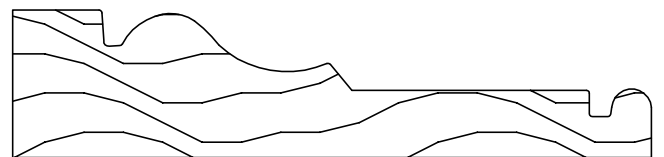
RC 104 5/8 x 3 1/4



RC 31 11/16 x 3 1/4

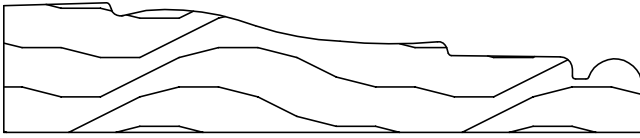


RC 322 5/8 x 3 1/4

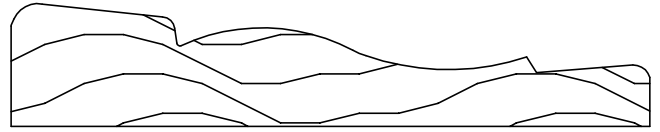


RC 32 11/16 x 3 1/4

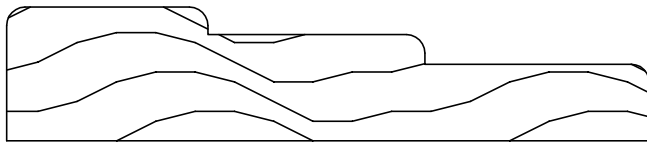
# 3" to 3-1/2" INTERIOR CASING



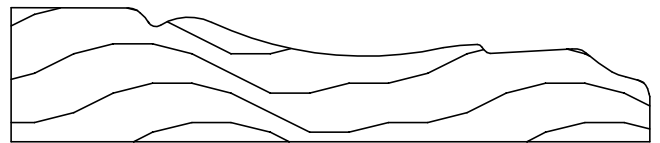
WM 445 11/16 x 3 1/4



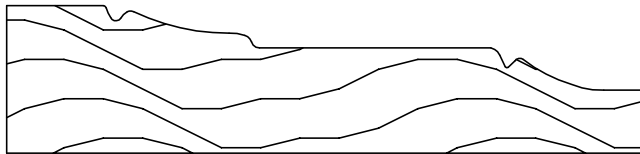
RC 323 5/8 x 3 1/4



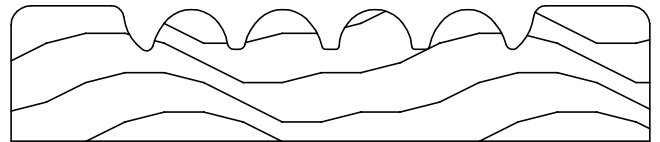
WM 683 5/8 x 3 1/4



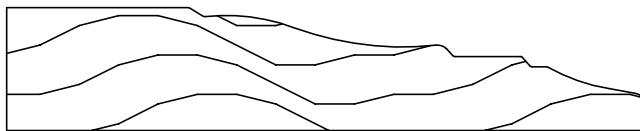
RC 349 11/16 x 3 1/4



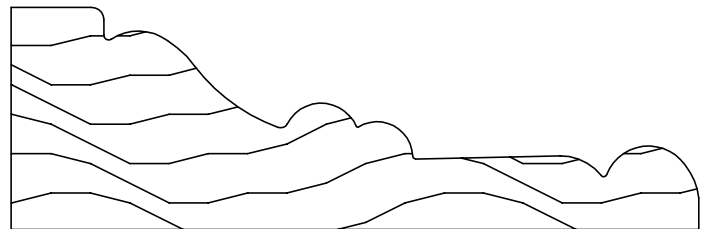
RC 100 3/4 x 3 1/4



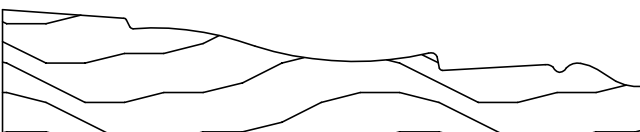
RC 355 11/16 x 3 1/4



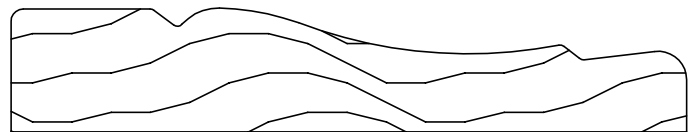
RC 101 5/8 x 3 1/4



RC 52 1 1/8 x 3 1/2



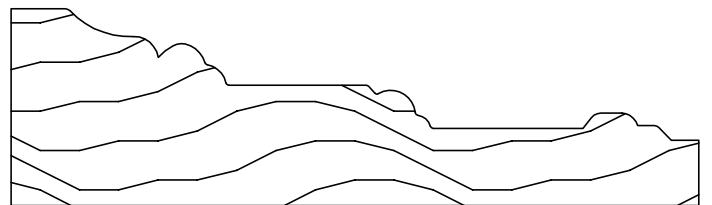
RC 104 5/8 x 3 1/4



RC 54 5/8 x 3 1/2

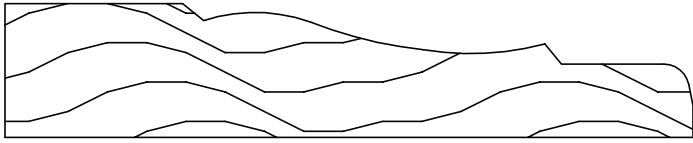


RC 322 5/8 x 3 1/4

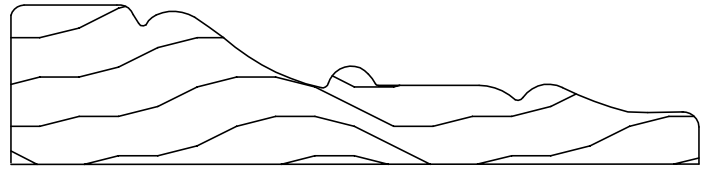


RC 57 1 x 3 1/2

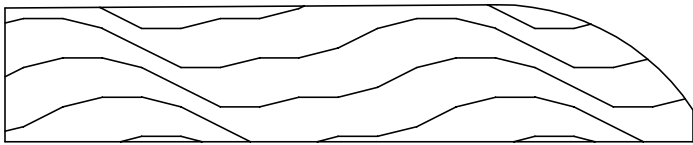
# 3" to 3-1/2" INTERIOR CASING



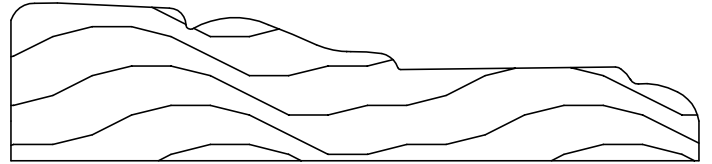
WM 444 11/16 x 3 1/2



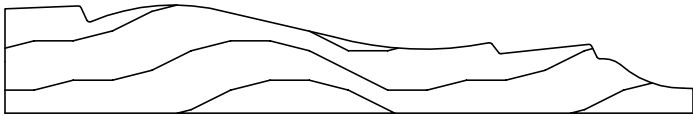
RC 344 13/16 x 3 1/2



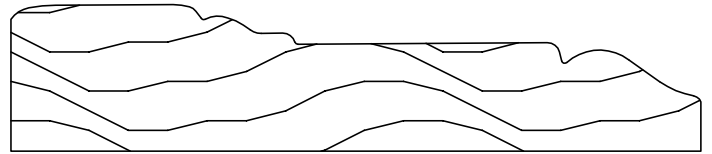
WM 712 11/16 x 3 1/2



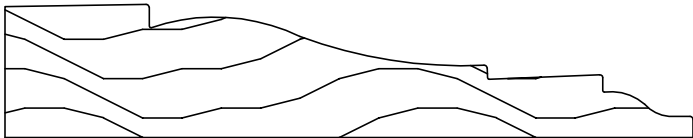
RC 347 13/16 x 3 1/2



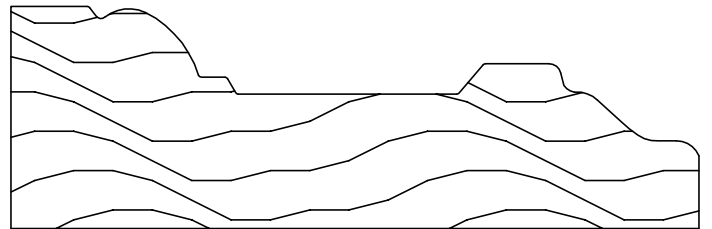
RC 102 9/16 x 3 1/2



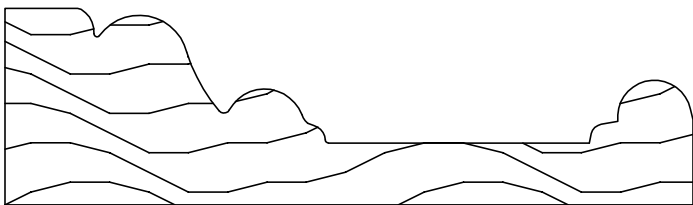
RC 348 3/4 x 3 1/2



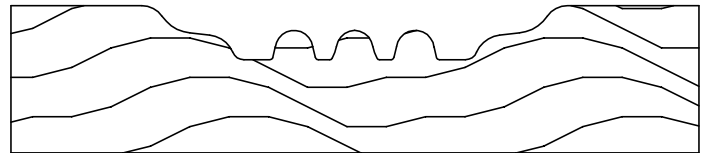
RC 103 11/16 x 3 1/2




RC 37 1 1/8 x 3 1/2




RC 300 1 x 3 1/2



RC 38 3/4 x 3 1/2

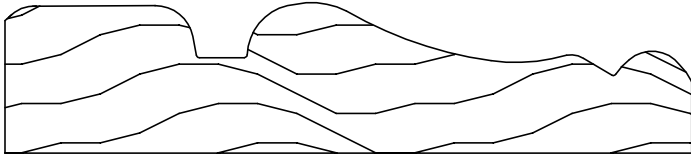


RC 343 11/16 x 3 1/2

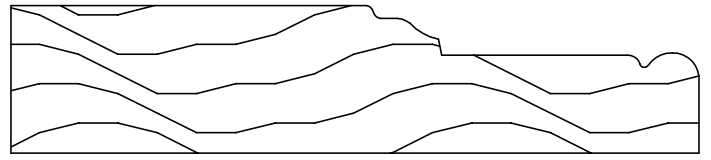


RC 39 1 1/8 x 3 1/2

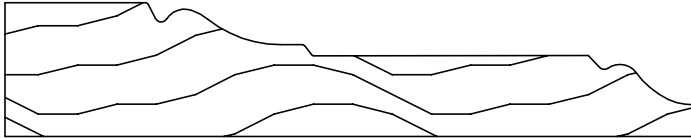
# 3" to 3-1/2" INTERIOR CASING



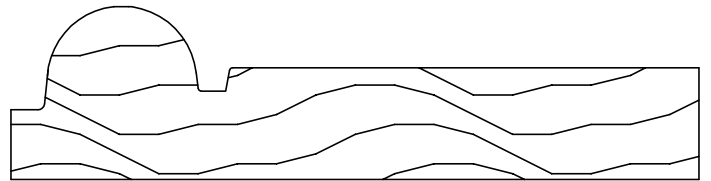
RC 40 3/4 x 3 1/2



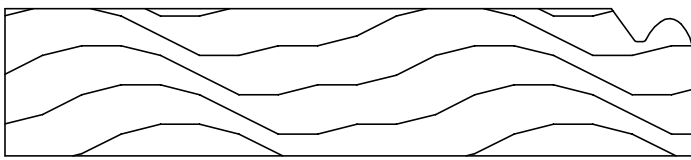
RC 46 3/4 x 3 1/2



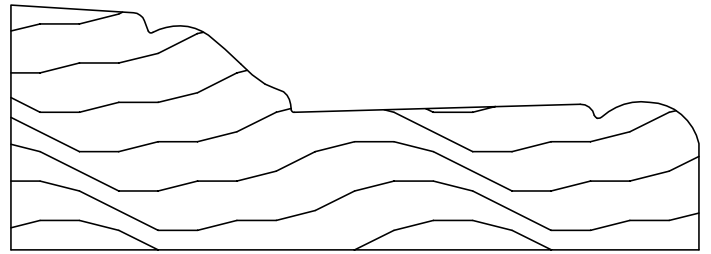
RC 41 11/16 x 3 1/2



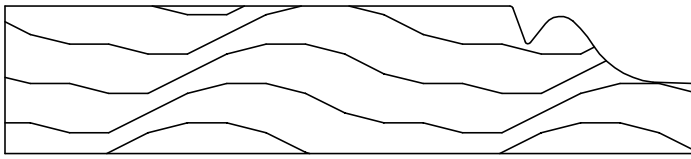
RC 47 7/8 x 3 1/2



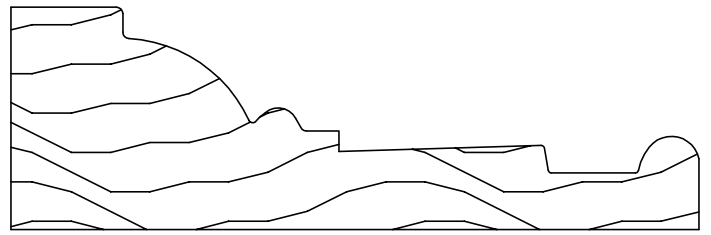
RC 42 11/16 x 3 1/2



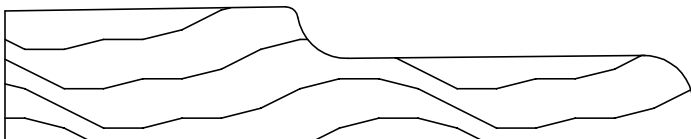
RC 48 1 1/4 x 3 1/2



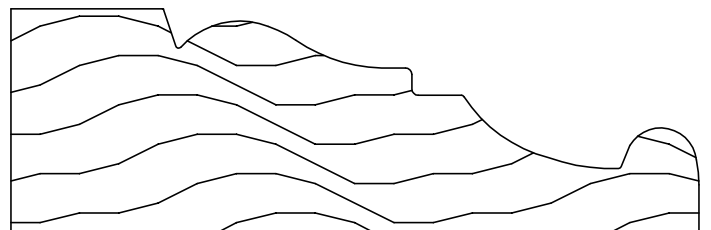
RC 43 3/4 x 3 1/2



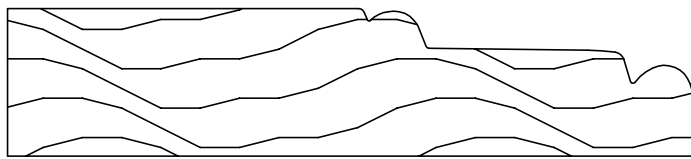
RC 49 1 1/8 x 3 1/2



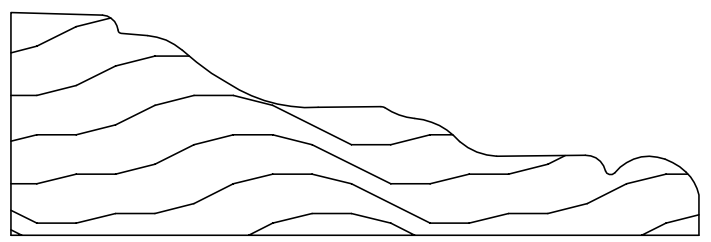
RC 44 5/8 x 3 1/2



RC 50 1 1/8 x 3 1/2

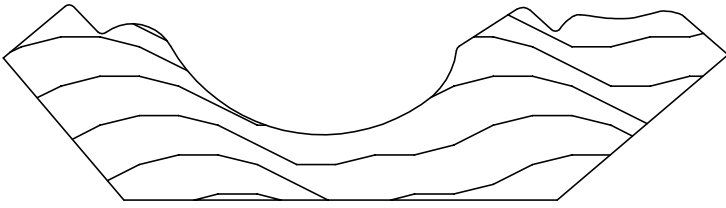


6 RC 45 3/4 x 3 1/2

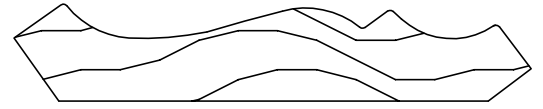


RC 51 1 1/8 x 3 1/2

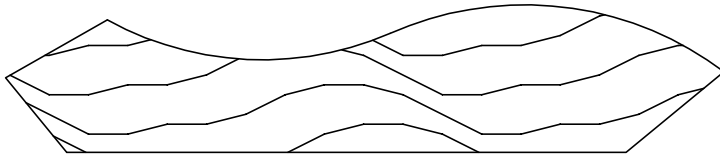
# CROWN



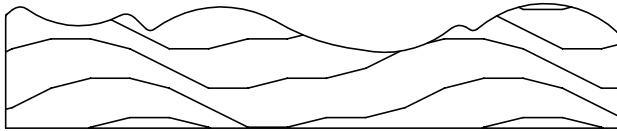
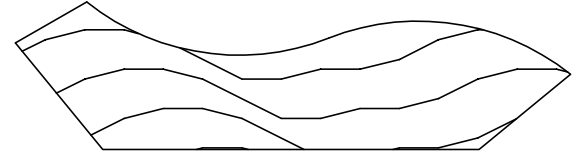
RCC5 1 x 3 11/16



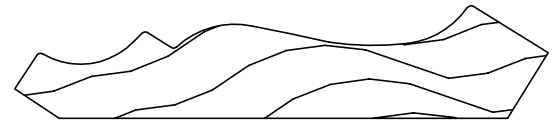
RCC16 3/4 x 2 7/8



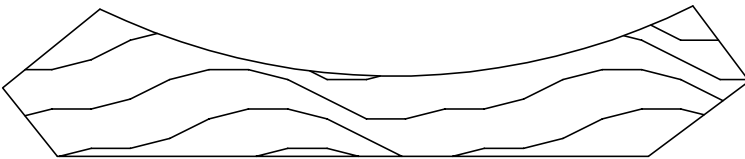
RCC17 3/4 x 3 11/16



RCC2 1 x 3 1/8



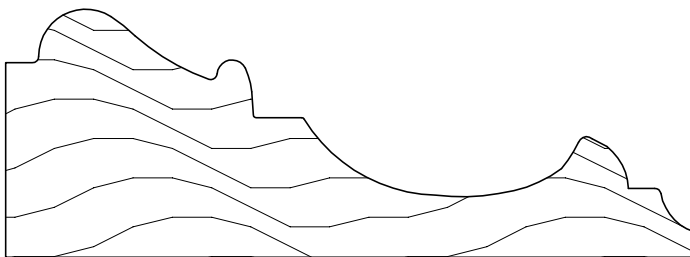
WM52 1/2 x 2 5/8



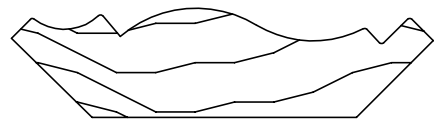
RCC3 3/4 x 3 3/4



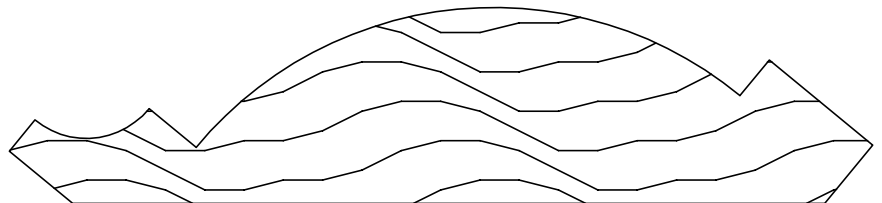
RCC15 1/2 x 2 1/2



RCC4 1 1/4 x 3 1/2

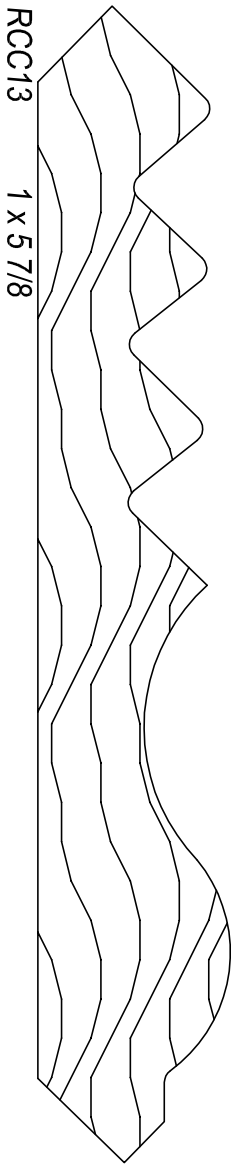


RCC1 1/2 x 2 1/8



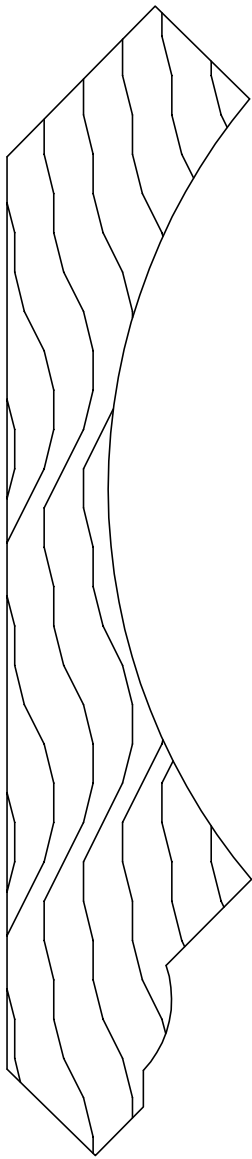
RCC18 1 x 4 3/8

# CROWN



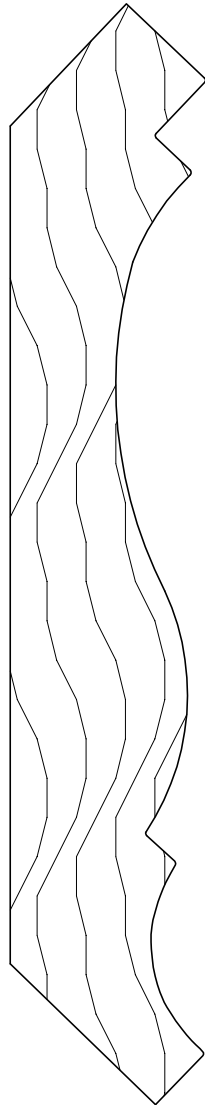
RCC13  
1 x 5 7/8

6-7

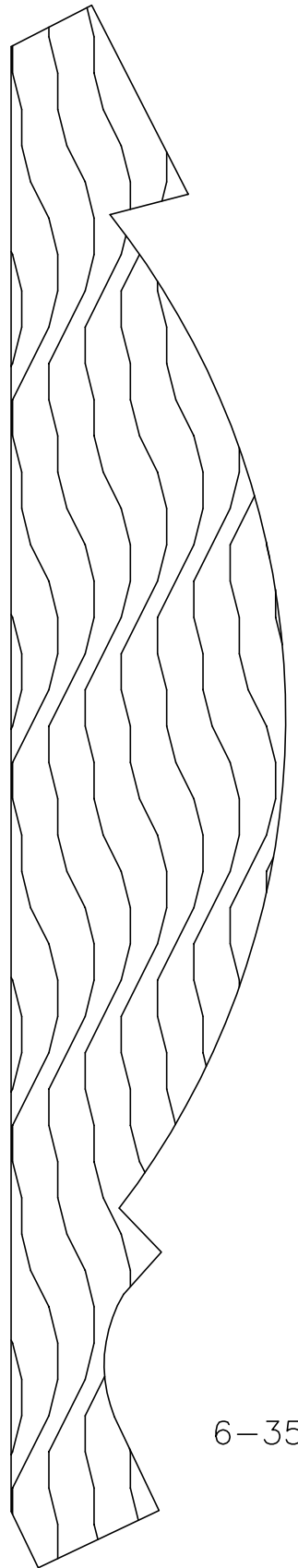


RCC12  
1 1/4 x 5 13/16

6-33



RCC14  
1 x 5 9/16




RCC11  
1 1/2 x 8 5/8

6-35

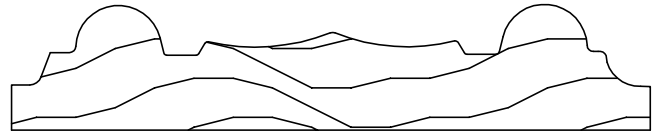


# CROWN, CHAIR, & STOOL

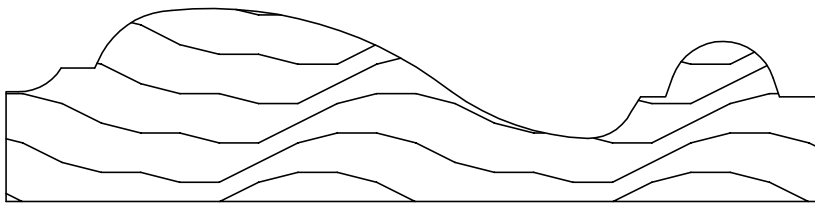


RCC6  $3/4 \times 3 3/4$

6-12

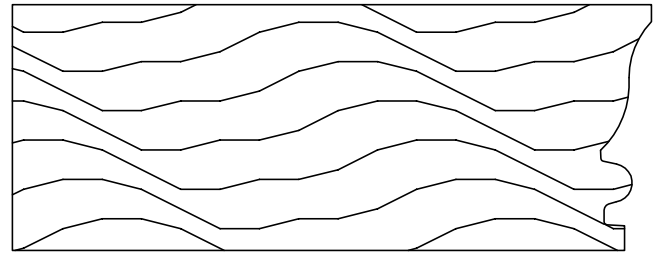


RCCH3  $5/8 \times 3 1/4$

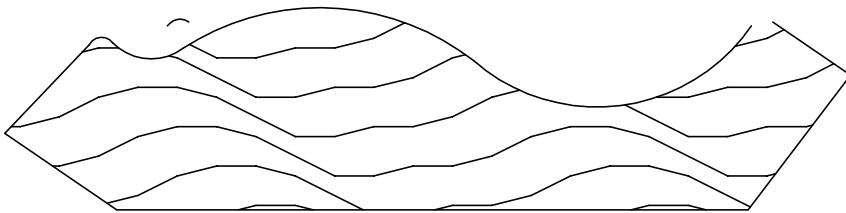


RCC7  $1 \times 4 1/8$

6-11

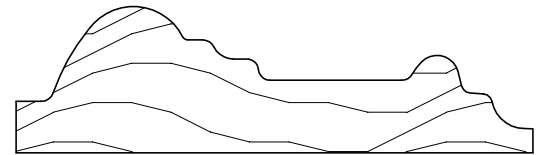


RCST1  $1 1/4 \times 3 1/2$

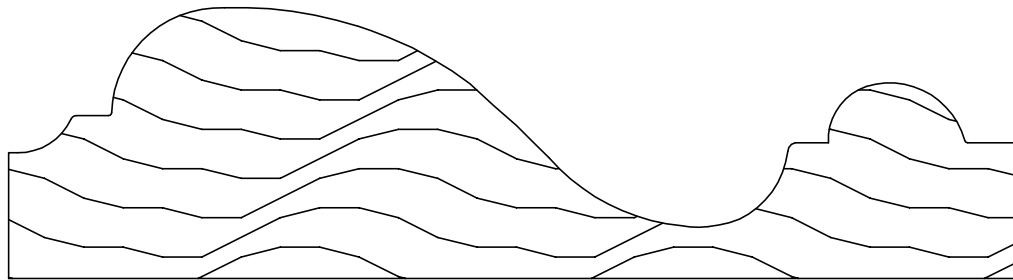


RCC8  $1 \times 4 1/4$

6-10




RCCH2  $3/4 \times 2 5/8$

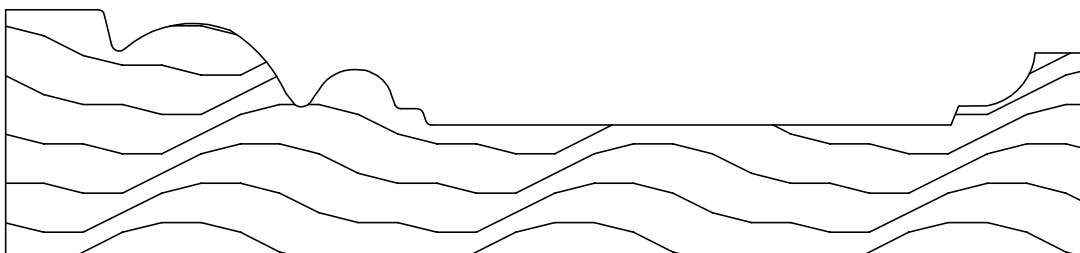


RCC9  $1 3/8 \times 5 1/8$

6-9



RCCH1  $1/2 \times 2 1/8$



RCC10  $1 1/8 \times 5 1/2$

6-8